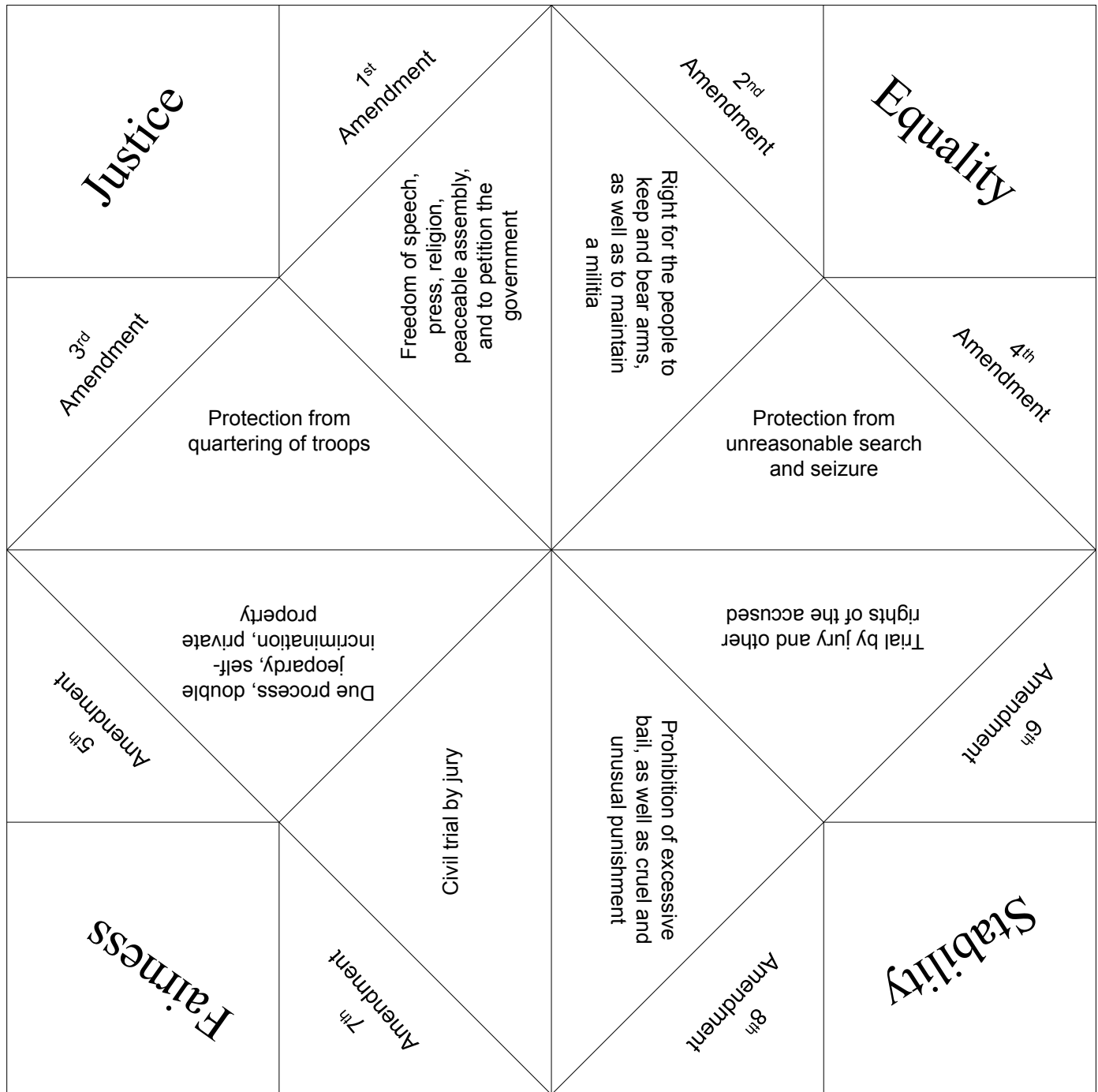


Rule of Law Quizmaster – What Rights are Guaranteed by the Bill of Rights?



Directions

Cut out the large square and fold the paper according to the directions on the next page. After Step 8, you may want to make a diagonal cut between each pair of amendments so that only one answer is revealed at a time when the flap is lifted.

Fold each corner to the opposite corner.
Open paper up. You should have creases
in your paper that look like this.



Artwork
face
down

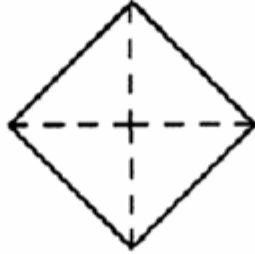
1

Fold all corners to the center of the paper.



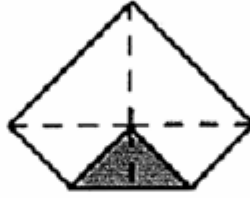
2

Now turn your paper over so the folds
you just made are face down.



4

Just like in step 2, fold all corners
to the center of the paper.



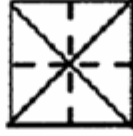
5

Now your paper should look like this.



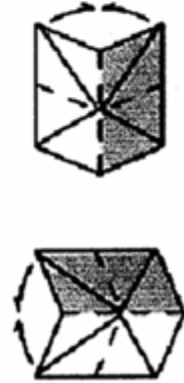
3

Your paper should now look
something like this.



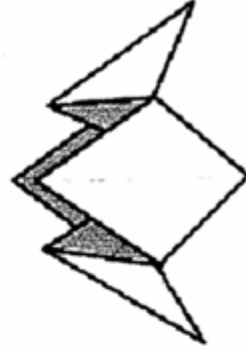
6

Now fold your paper in half
vertically and horizontally



7

Finished Product



9